


Icosahedral Ball (Corner Pockets Type II)

(Figures for a smaller Octahedral Ball in brackets)




Pick 2 colours: 15 (6) sheets of each




Cut them all in half




Fold each sheet in half




Fold each side diagonally up to the centre fold



Then fold the other side



Turn it over and do the same




Then open it out again




Do the same with the patterned piece




Fold a corner half-way in




Then fold the corner over




Do the same on the opposite corner




Lay the stripy part on top of the plain part




Fold the bottom corner into the patterned part




Turn it round and tuck the opposite corner in




Fold the patterned corners over and tuck them in




Fold the complete piece into a zig-zag



Tuck the plain point into the stripy corner pocket




Tuck it all the way in



5 at each corner for the icosahedral ball, 4 for the octahedral ball



The finished Icosahedral ball



The finished Octahedral ball