


Tico Star 1




Take a square of paper




Turn it dull side up




Fold the bottom point up



Then unfold it again




Fold the bottom corner up to the centre line, from the left



Spin the whole thing round



Fold the bottom corner up to the centre line again, from the left



Then fold the new bottom corner up to the centre line, from the right



Turn the whole thing over

Tico Star 2



Turn it so the sharper point is at the top



Fold across from point to point



Fold the little flap upwards



Turn it over



Make 8 units



Line 2 units up to get ready for putting one (pink) inside the other (orange)



Open the orange flap, then insert the pink unit into the orange one



Close the orange flap



Do this 8 times, and you're finished