


Origami Dodecahedron




Pick 5 colours; take 6 sheets of each




Make a pleat ('cupboard fold')




If possible, cut one part off (it makes the folding more crisp)



Fold the bottom right corner to the top



Turn it round; fold the bottom right corner to the top



Fold over the diagonal between the two existing folds



Slot the units together



Put 5 units together to make a pentagon



Add 5 more units, keeping the colours separate



Being careful with the colours, make a complete Dodecahedron